

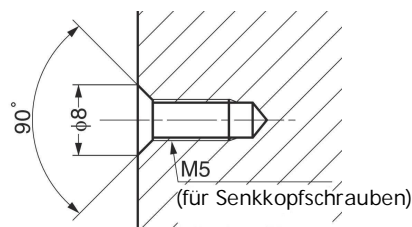
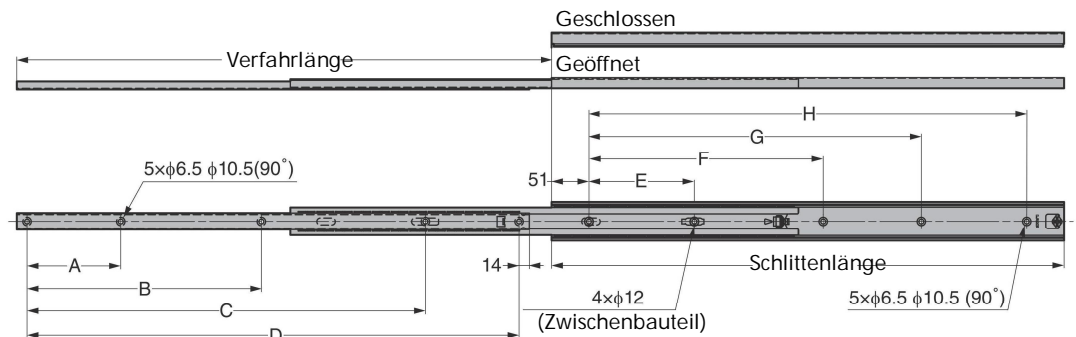
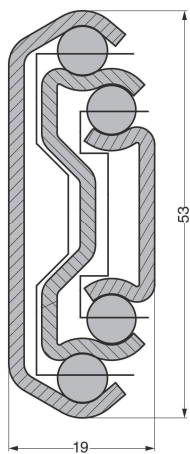
Auszüge

Art. Nr.: 150.5302S (für hohe Belastungen)

Vollauszug (3 Elemente)

Wird stückweise verkauft

| Artikel Nr. | | Material | Abmessungen in mm | | | | | | | | Verfahrlänge | Tragfähigkeit in N/pair | | | |
|-------------|-----------------------------|------------------|-------------------|-----|-----|---|-----|-----|-----|---|--------------|-------------------------|-----|-----|-----|
| Serie | Ausführung (Schlittenlänge) | | A | B | C | D | E | F | G | H | | | | | |
| 150.5302S | -300 | Edelstahl .30 | 128 | 256 | - | - | 112 | 192 | - | - | 334 | 1137 | | | |
| | -350 | | 160 | 320 | - | | 144 | 240 | - | | 384 | 1088 | | | |
| | -400 | | | 256 | 352 | | 224 | 304 | 433 | | 970 | | | | |
| | -450 | | 128 | 288 | 416 | | - | 80 | 272 | | 352 | - | 482 | 941 | |
| | -500 | | | | 448 | | | 384 | 532 | | 902 | | | | |
| | -550 | | 192 | 320 | 512 | | - | 112 | 288 | | 448 | - | 580 | 843 | |
| | -600 | | 208 | 336 | 544 | | | | 336 | | 496 | 630 | 794 | | |
| | -650 | | 128 | 288 | 480 | | 608 | - | 272 | | 416 | 544 | - | 677 | 745 |
| | -700 | | | | | | | | | | | | | | |
| | -750 | | 192 | 370 | 530 | | 722 | 176 | 336 | | 496 | 648 | - | 777 | 666 |
| | -800 | | 224 | 388 | 548 | | 772 | 192 | 384 | | 576 | 688 | - | 826 | 627 |



Die gleiche Verarbeitung für
äußere und innere Elemente.